








PRICED AT
\$482,195

-  1564 Sq Ft
-  1 Beds
-  1.5 Baths
-  1 Car Garage
-  1.0 Story

Adams END by The Providence Group - ONE LEVEL LIVING END UNIT WITH FIREPLACE AND FENCED IN YARD!. This one level living condo has beautiful design upgrades so you can live life to the fullest. Welcome to the newest gated community in the heart of Downtown Alpharetta offering great amenities including a pool, pool house, dog park, neighborhood garden and direct access to the Alpha Loop. Stainless steel gas Whirlpool appliances, Cambria quartz countertops, soft close drawers and doors with lots of cabinets and huge walk in pantry. This end unit home has transom windows in the dining room letting in lots of nice natural light into the space. Extra walk in storage too! Cubbyhole where you can add a built in desk if you wish making it the perfect spot to be able to work from home. Decorative large nook to add wall art and credenza or a fun table to decorate. Large Owner's Suite featuring a double sink in the Owner's Bath, large walk in closet, big shower which also features a rainhead shower fixture with a bench. The entry to the home is on garage level and no stairs! Come make space for life here at Atley. ...

**Want to Know More
About This Home?**

CONTACT OUR COMMUNITY SALES MANAGER
Call Us @ 470.436.2641



Terrace Level - End Unit

Want to Know More
About This Home?

CONTACT OUR COMMUNITY SALES MANAGER
Call Us @ 470.436.2641



Terrace Level - Middle Unit

Want to Know More
About This Home?

CONTACT OUR COMMUNITY SALES MANAGER
Call Us @ 470.436.2641