



PRICED AT
\$502,840

 1994 Sq Ft

 3 Beds

 3.5 Baths

 2 Car Garage

 3.0 Story

Quick Close! Location, Location, Location!! Glendale J1 Floor Plan By The Providence Group - This desirable floor plan offers a private bedroom on the terrace level with a full bath. Your main level is what open concept living is all about this plan has a large kitchen w/island, quartz countertops & Sunroom. This Home Includes Blinds!! On the upper level you will find your primary suite with huge enlarged shower and drying area. Separate laundry room. The secondary bedroom comes with full bath. Design team has selected the Warm Stone Collection for you! Make this home your home today!! This home is in a fantastic location within the community with great views and an open space area in front of the home. This community is in highly desirable location in unincorporated Gwinnett County and close to 3 vibrant cities - downtown Sugar Hill, Suwanee Town Center and Buford!! Incredible amenities will be Pool, Clubhouse, Parks and Green Space coffee bar. Easy Access to interstates, shopping and restaurants. Preferred Lenders - Ameris Bank, Capital City Home Loans, New American Funding, Renasant Bank. **Elevate your life in 2023 with a new home by The Providence Group and \$5,000 towards closing cost when financing ...

**Want to Know More
About This Home?**

CONTACT OUR NEW HOME NAVIGATOR

NONE

Call Us @ 470-248-2097

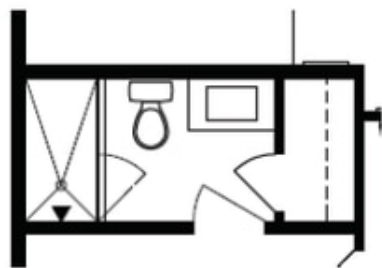


**Want to Know More
About This Home?**

CONTACT OUR NEW HOME NAVIGATOR

NONE

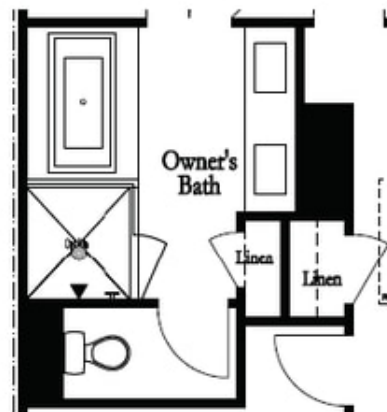
Call Us @ 470-248-2097



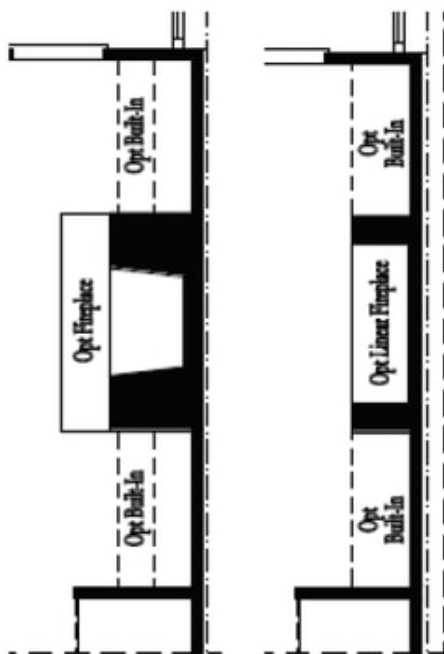
Optional Bath 3 Shower ilo Tub



Optional Owner's Luxury Shower

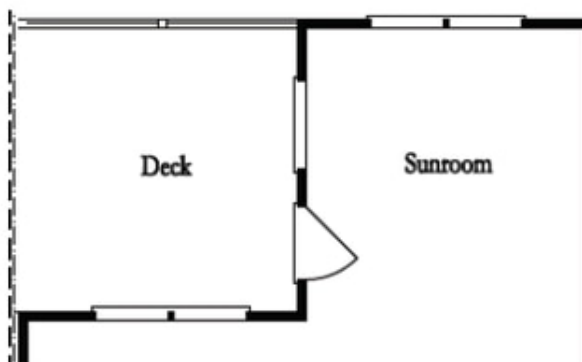


Optional Owner's Shower & Tub

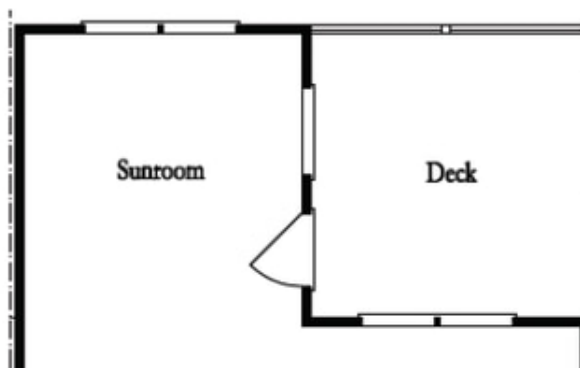


Optional
Family Room
Fireplace

Optional
Family Room
Linear Fireplace



Optional Sunroom 1 ilo Extended Deck



Optional Sunroom 2 ilo Extended Deck

**Want to Know More
About This Home?**

CONTACT OUR NEW HOME NAVIGATOR

NONE

Call Us @ 470-248-2097