



PRICED AT
\$589,650

 **1991 Sq Ft**

 **3 Beds**

 **3.5 Baths**

 **2 Car Garage**

 **3.0 Story**

Fabulous Fall Savings! Welcome to the grand opening of Palisades at Sawnee Village, where the Glendale floor plan by The Providence Group awaits you. This exceptional end-unit townhome is perched on the mountaintop, offering breathtaking views of Cumming. Designed with a charming farmhouse aesthetic, this Energy Star Certified home combines classic appeal with modern efficiency. The open concept layout is filled with natural light, creating a warm and inviting atmosphere. Highlights include a sunroom for serene relaxation, and a cozy 36" ventless fireplace. The Glendale floor plan features a well-appointed terrace level with a standing shower and a luxurious owner's suite bathroom equipped with a soaking tub and a double sink vanity. Enjoy the convenience of gas appliances and energy-efficient living. Located just a short drive from Cumming City Center and downtown, you'll have easy access to a vibrant selection of shops and restaurants. The interior finishes are part of our stunning cool linen design collection, created by our award-winning design team. Come experience the perfect blend of mountain tranquility and urban convenience at Palisades at Sawnee Village. Your dream home is ready to welcome you!

**Want to Know More
About This Home?**

CONTACT OUR COMMUNITY SALES MANAGER
Call Us @ 470.456.9551



TERRACE

Elevations B & C Floor Plan Layout

**Want to Know More
About This Home?**

CONTACT OUR COMMUNITY SALES MANAGER
Call Us @ 470.456.9551

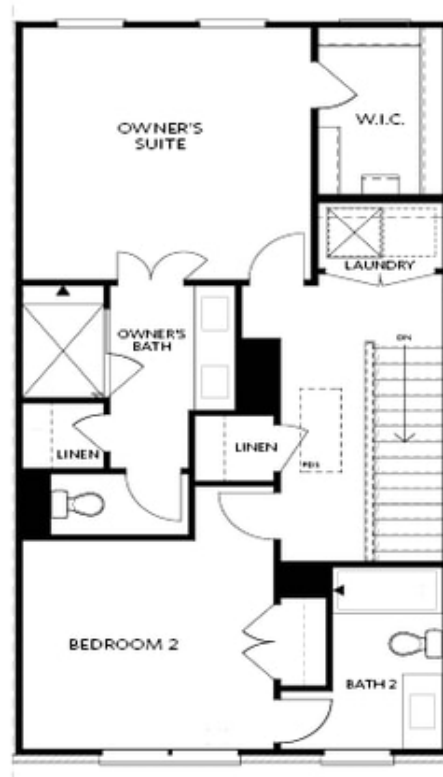


FIRST FLOOR

Elevations B & C Floor Plan Layout

**Want to Know More
About This Home?**

CONTACT OUR COMMUNITY SALES MANAGER
Call Us @ 470.456.9551

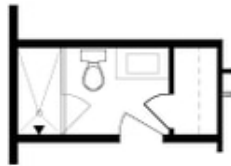


SECOND FLOOR

Elevations B & C Floor Plan Layout

Want to Know More
About This Home?

CONTACT OUR COMMUNITY SALES MANAGER
Call Us @ 470.456.9551



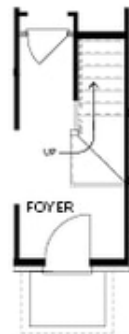
OPT Bath 3 Shower ilo
Tub/Shower Combo



OPT Sunroom ilo Full Deck



OPT Owner's
Walk-Through Shower



OPT Stair Landing
on Terrace



OPT Fireplace



OPT Linear Fireplace



OPT Owner's Shower &
Tub Combo

OPTIONS

Want to Know More
About This Home?

CONTACT OUR COMMUNITY SALES MANAGER
Call Us @ 470.456.9551