



PRICED AT
\$557,400

 1991 Sq Ft

 3 Beds

 3.5 Baths

 2 Car Garage

 3.0 Story

Fabulous Fall Savings! Discover the grand opening of Palisades at Sawnee Village, where The Providence Group presents the stunning Glendale floor plan. This remarkable end-unit townhome, perched on a mountaintop, offers spectacular views of Cumming. Blending a charming farmhouse design with modern efficiency, this Energy Star Certified home combines timeless appeal with contemporary features. Inside, the open-concept layout is awash with natural light, creating a welcoming and airy space. Relax in the serene sunroom or unwind in the terrace level's well-appointed area featuring a standing shower. The owner's suite is a luxurious retreat, complete with a soaking tub and double sink vanity. With convenient gas appliances and energy-efficient amenities, this home is designed for comfortable living. Located just a short drive from Cumming City Center and downtown, you'll have easy access to a variety of shops and dining options. The interior finishes are part of our stunning warm linen design collection, created by our award-winning design team. Experience the ideal mix of mountain serenity and city convenience at Palisades at Sawnee Village. Your new home, The Glendale, is ready for you!

**Want to Know More
About This Home?**

CONTACT OUR COMMUNITY SALES MANAGER
Call Us @ 470.456.9551



TERRACE

Elevations B & C Floor Plan Layout

**Want to Know More
About This Home?**

CONTACT OUR COMMUNITY SALES MANAGER
Call Us @ 470.456.9551

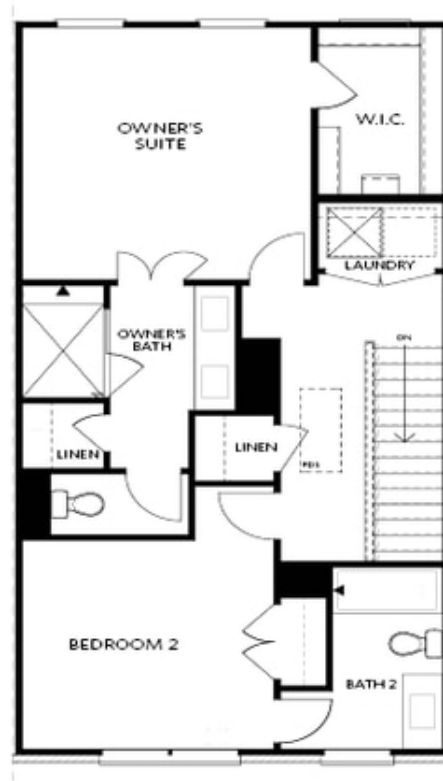


FIRST FLOOR

Elevations B & C Floor Plan Layout

**Want to Know More
About This Home?**

CONTACT OUR COMMUNITY SALES MANAGER
Call Us @ 470.456.9551

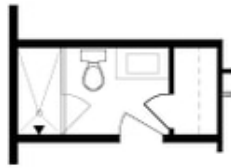


SECOND FLOOR

Elevations B & C Floor Plan Layout

**Want to Know More
About This Home?**

CONTACT OUR COMMUNITY SALES MANAGER
Call Us @ 470.456.9551



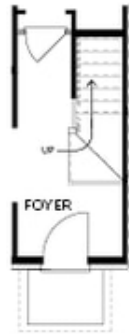
OPT Bath 3 Shower ilo
 Tub/Shower Combo



OPT Sunroom ilo Full Deck



OPT Owner's
 Walk-Through Shower



OPT Stair Landing
 on Terrace



OPT Fireplace



OPT Linear Fireplace



OPT Owner's Shower &
 Tub Combo

OPTIONS

**Want to Know More
 About This Home?**

CONTACT OUR COMMUNITY SALES MANAGER
 Call Us @ 470.456.9551