



PRICED AT
\$794,735

 3650 Sq Ft

 5 Beds

 3.0 Baths

 2 Car Garage

 3.0 Story

If you are looking for a WOW factor you have found it!!! This beautiful open concept floor plan features 10' ceilings on the main floor and a huge gourmet kitchen. This gorgeous kitchen has white cabinets at perimeter and an extended Navy island that overlooks the family room with cozy fireplace. Additionally, the kitchen has Stainless Steel Appliances and quartz countertops. Just off the breakfast area is a sunroom that leads to a spacious patio. There is also a guest bedroom and bath on the main floor. Upstairs you will find the spacious owners suite with extra large his and hers walk-in closets and a spa like owners bath with 2 individual vanities, tub and separate shower. 3 other bedrooms and 2 baths finish out the upper floor. Community Amenities will include a gated entrance, clubhouse, pool, playground, five pocket parks and access to County park trails and a path to Peachtree Ridge Park. Ellington is located within the desirable Peachtree Ridge School District and just a short 3 mile drive from the award winning Suwanee Towne Center! Come in now and you can pick out your interior selections and make this one your own!!! Up to Elevate your Life ...

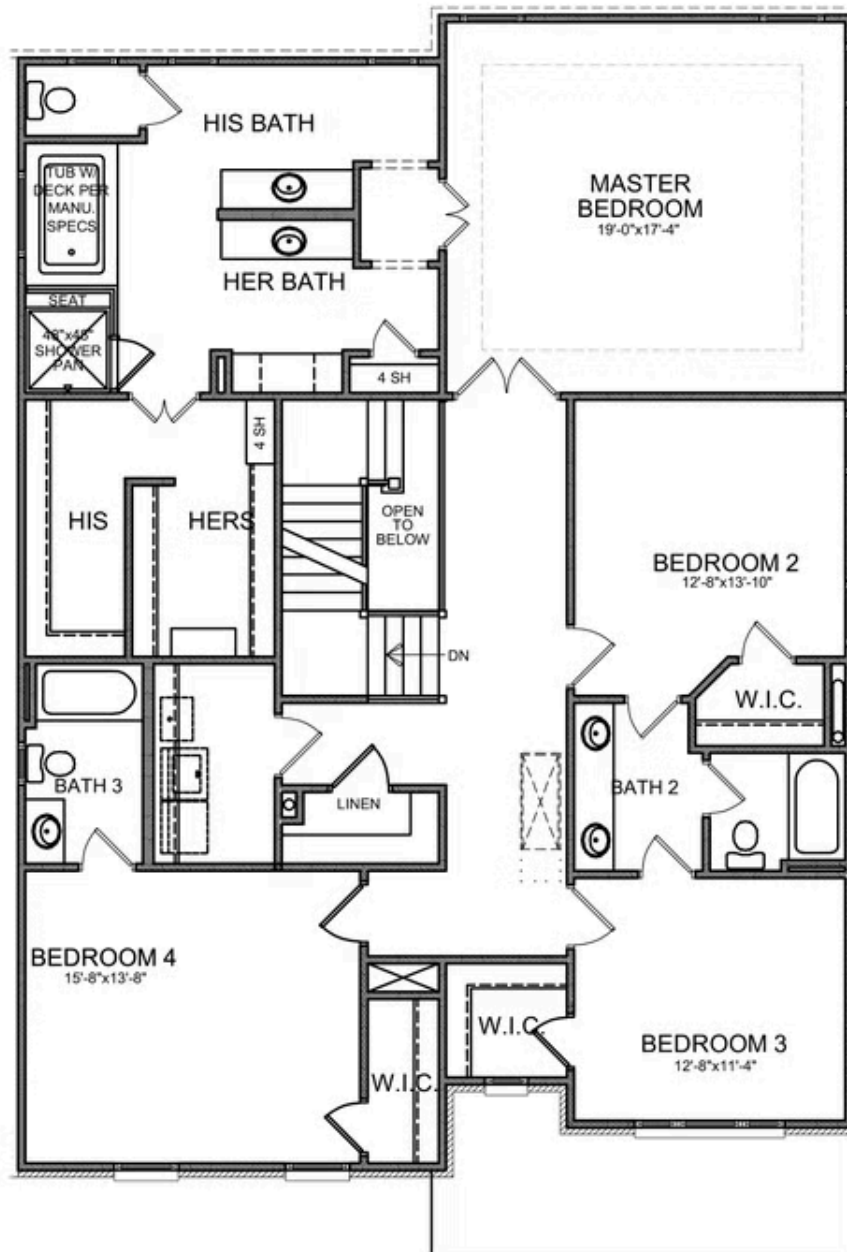
**Want to Know More
About This Home?**

CONTACT OUR COMMUNITY SALES MANAGER
Call Us @ 470.456.9551



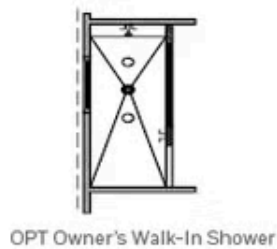
Want to Know More
About This Home?

CONTACT OUR COMMUNITY SALES MANAGER
Call Us @ 470.456.9551



Want to Know More
About This Home?

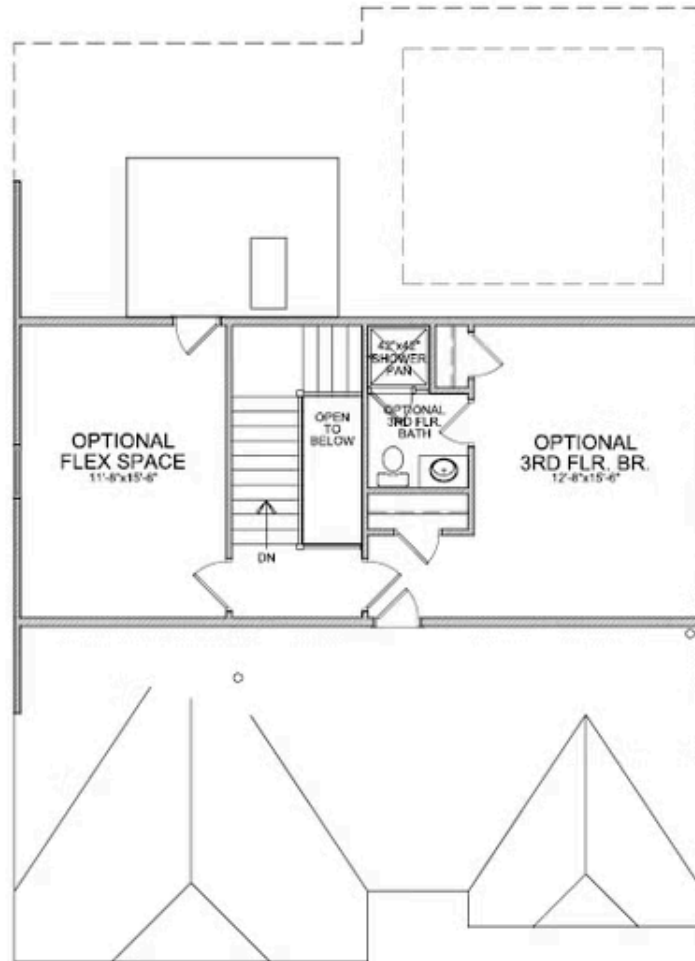
CONTACT OUR COMMUNITY SALES MANAGER
Call Us @ 470.456.9551



OPTIONS

Want to Know More
About This Home?

CONTACT OUR COMMUNITY SALES MANAGER
Call Us @ 470.456.9551



OPT Third Floor

*Third Floor NOT available on Elevations B & E

Want to Know More
About This Home?

CONTACT OUR COMMUNITY SALES MANAGER
Call Us @ 470.456.9551