



PRICED AT
\$586,800

 2004 Sq Ft

 3 Beds

 3.5 Baths

 2 Car Garage

 3.0 Story

Sizzling Summer Savings! Introducing the End Unit Glendale - crafted by The Providence Group at Ellington! This sought-after layout presents a secluded bedroom on the entry level, complete with a full Bath for added convenience. The second floor epitomizes open-concept living, featuring a luminous Kitchen adorned with polished floors, an expansive Quartz Island, and stainless steel appliances. It seamlessly flows into the Dining and Family Rooms, extending to a sunlit sunroom and deck - ideal for hosting gatherings! Upstairs, retreat to your Owner Suite boasting a spacious Walk-in Closet and a luxurious Spa-like Bath, complete with a walk-in Shower, soaking Tub, and separate vanities. The laundry area is conveniently positioned on the same level as the primary bedroom. Additionally, both secondary bedrooms offer full baths, accommodating work-from-home office space or multi-generational living. Community amenities include a gated entrance, clubhouse, pool, five pocket parks, and a paved walkway leading to Peachtree Ridge Park! With top-rated Schools, Shopping, Dining, Parks, and Trails nearby, this location offers unparalleled convenience. This home is to be built, allowing you to personalize your New Providence Group Home by selecting interior finishes prior to framing start. Begin your exciting journey to Ellington today by stopping by! Please ...

**Want to Know More
About This Home?**

CONTACT OUR COMMUNITY SALES MANAGER
Call Us @ 470.456.9551



TERRACE

Elevations B & C Floor Plan Layout

**Want to Know More
About This Home?**

CONTACT OUR COMMUNITY SALES MANAGER
Call Us @ 470.456.9551

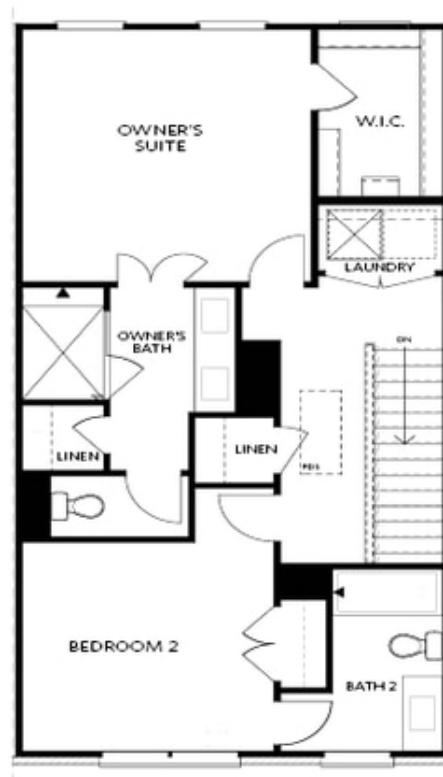


FIRST FLOOR

Elevations B & C Floor Plan Layout

**Want to Know More
About This Home?**

CONTACT OUR COMMUNITY SALES MANAGER
Call Us @ 470.456.9551

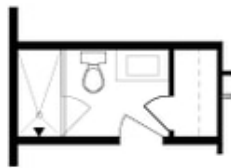


SECOND FLOOR

Elevations B & C Floor Plan Layout

**Want to Know More
About This Home?**

CONTACT OUR COMMUNITY SALES MANAGER
Call Us @ 470.456.9551



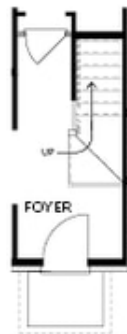
OPT Bath 3 Shower ilo
Tub/Shower Combo



OPT Sunroom ilo Full Deck



OPT Owner's
Walk-Through Shower



OPT Stair Landing
on Terrace



OPT Fireplace



OPT Linear Fireplace



OPT Owner's Shower &
Tub Combo

OPTIONS

Want to Know More
About This Home?

CONTACT OUR COMMUNITY SALES MANAGER
Call Us @ 470.456.9551