








PRICED AT  
**\$563,900**

-  2004 Sq Ft
-  3 Beds
-  3.5 Baths
-  2 Car Garage
-  3.0 Story

Spring into New Home! **QUICK MOVE-IN!** \$5,000 towards closing costs when financing with one of the Seller's preferred lenders! Enjoy beautiful views from this stunning 3-story Glendale plan! Located in a highly sought-after neighborhood - just minutes from Suwanee Town Center, Downtown Duluth, Buford & more! The community offers a range of amenities, such as a gated entrance, clubhouse, pool, playground, five charming pocket parks, and direct access to Peachtree Ridge Park! Entry level includes a private bedroom with a full bath. The main level's open concept design seamlessly connects the kitchen to the dining area and living room, creating a spacious and inviting living space. The beautifully designed kitchen features upgraded finishes such as modern, white cabinets with soft close doors & under-cabinet lighting, sleek quartz countertops, & stainless steel appliances. The living room & sunroom include large windows flood the area with natural light, creating a warm and welcoming atmosphere. On the upper level you will find your owner's suite featuring a spa-like bathroom complete with walk-in shower, linen closet, & dual vanities. A secondary bedroom with its private bath is situated further down the hallway, and you'll appreciate the practicality of having the laundry area conveniently located ...

**Want to Know More  
About This Home?**

CONTACT OUR COMMUNITY SALES MANAGER  
Call Us @ 470.456.9551



TERRACE

Elevations B & C Floor Plan Layout

Want to Know More  
About This Home?

CONTACT OUR COMMUNITY SALES MANAGER  
Call Us @ 470.456.9551

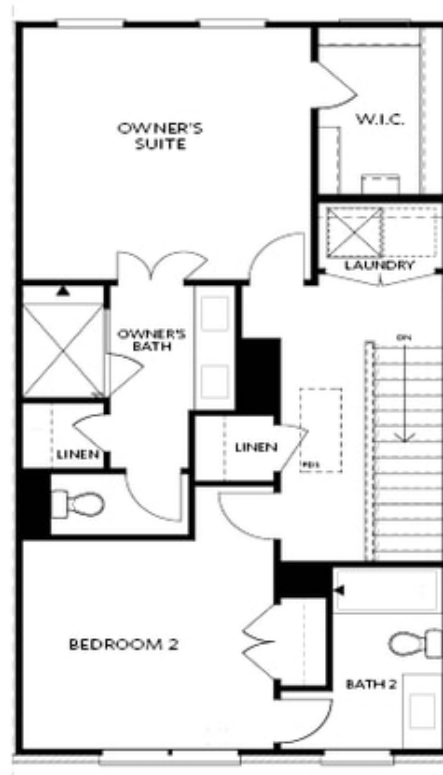


FIRST FLOOR

Elevations B & C Floor Plan Layout

**Want to Know More  
About This Home?**

CONTACT OUR COMMUNITY SALES MANAGER  
Call Us @ 470.456.9551

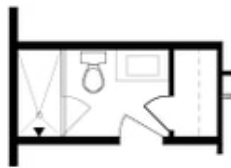


**SECOND FLOOR**

Elevations B & C Floor Plan Layout

**Want to Know More  
About This Home?**

CONTACT OUR COMMUNITY SALES MANAGER  
Call Us @ 470.456.9551



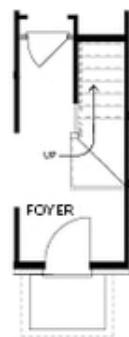
OPT Bath 3 Shower ilo  
Tub/Shower Combo



OPT Sunroom ilo Full Deck



OPT Owner's  
Walk-Through Shower



OPT Stair Landing  
on Terrace



OPT Fireplace



OPT Linear Fireplace



OPT Owner's Shower &  
Tub Combo

## OPTIONS

Want to Know More  
About This Home?

CONTACT OUR COMMUNITY SALES MANAGER  
Call Us @ 470.456.9551