



PRICED AT  
**\$515,750**

 1994 Sq Ft

 3 Beds

 3.5 Baths

 2 Car Garage

 3.0 Story

Location Location Location, End Unit You've been waiting on!!! Private views from sunroom! Glendale Floor Plan by The Providence Group. Home has sunroom for extra living space that leads onto the deck for entertaining or relaxing. This home also features Upgraded Separate Tub & Shower in Owner's Bathroom!! Design Package has been selected and included in price, this home will have Stone Package- Gray Cabinets and White Quartz countertops! This townhome is a spacious 3 story design floor plan offers private entry, bedroom with full bath on terrace level. This is a 3bedroom, 3.5 bath home with Your main level been Open Concept . The Upper level features spacious owner's suite and secondary bedroom and Laundry room located in hallway. The highlight of the Glendale floor plans that all the bedrooms have their own bathrooms. Suwanee Township is a gated community and amenity plan has a park, firepit and gazebo. This community is in highly desirable Suwanee and located within Level Creek Elementary & North Gwinnett High & Middle School district. Just a short 1.3mile drive to Suwanee Town Center, access to interstates, shopping and restaurants. Inquire about closing cost contribution incentive with our preferred lender \* Pictures are of ...

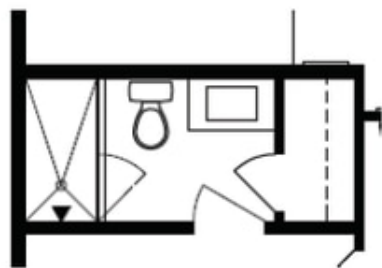
**Want to Know More  
About This Home?**

CONTACT OUR NEW HOME NAVIGATOR  
Call Us @ 470.462.9178



**Want to Know More  
About This Home?**

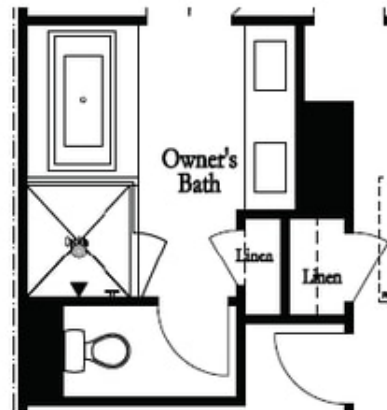
CONTACT OUR NEW HOME NAVIGATOR  
Call Us @ 470.462.9178



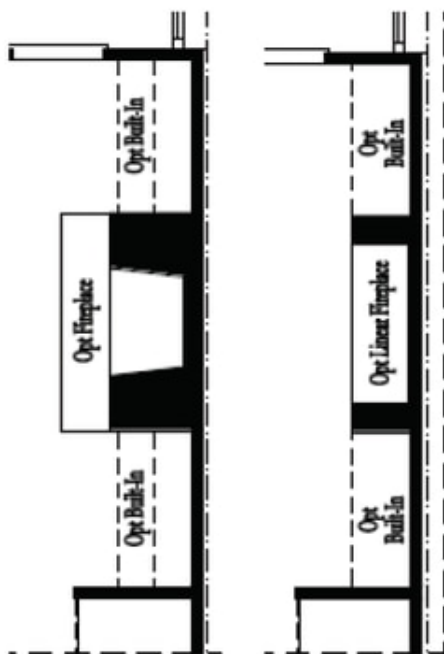
Optional Bath 3 Shower ilo Tub



Optional Owner's Luxury Shower

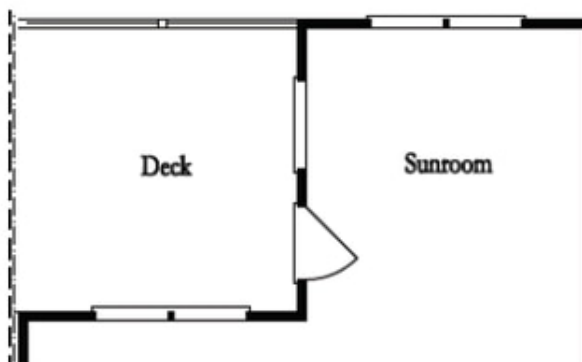


Optional Owner's Shower & Tub

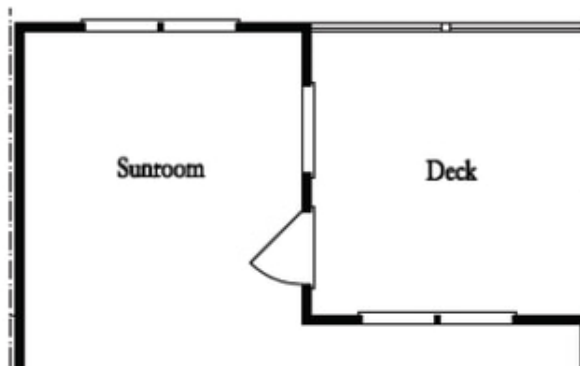


Optional  
Family Room  
Fireplace

Optional  
Family Room  
Linear Fireplace



Optional Sunroom 1 ilo Extended Deck



Optional Sunroom 2 ilo Extended Deck

**Want to Know More  
About This Home?**

CONTACT OUR NEW HOME NAVIGATOR  
Call Us @ 470.462.9178