








-  1,564 Sq Ft
-  1 Beds
-  1.5 Baths
-  1 Car Garage
-  1.0 Story

- One Bedroom and One and a Half Bath Condo Design
- Owner's Suite Features Huge Walk In Closet and Bath with Dual Vanities
- Open Layout with Kitchen Overlooking Dining and Family Room with Covered Patio
- Large Kitchen with Walk In Pantry, Island and Walk in Storage Area
- One Car Garage
- Optional Fireplace and Desk Area

[Read More Online](#)

Available Elevations





Terrace Level - End Unit



Terrace Level - Middle Unit