



 **2,727 - 2,783 Sq Ft**

 **3 - 4 Beds**

 **2.5 - 3.5 Baths**

 **2 Car Garage**

 **2.0 Story**

- **Spacious Owner's Suite and Bath with Dual Vanities, Walk-In Shower and Large Walk-In Closet on Main Level**
- **Easy access to Laundry Room from Owner's Suite**
- **Gourmet Kitchen with Island overlooking Dining Area and Family Room**
- **Double Door Open Up to a Private Study on Main Level**
- **Powder Bath and Large Pantry off the Mud Room**
- **Two Secondary Bedrooms with a Jack and Jill Bath, as well as a Loft or Media Room on Upper Level**

[Read More Online](#)

## Available Elevations



Elevation A



Elevation B



Elevation C



Elevation D



Elevation E

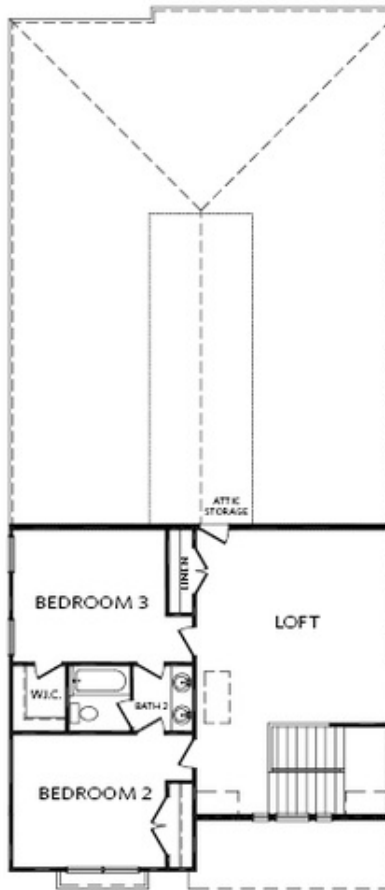


Elevation F



FIRST FLOOR

Elevation A



SECOND FLOOR

Elevation A



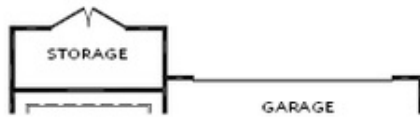
OPT Sliding Glass Door



OPT Golf Cart Garage



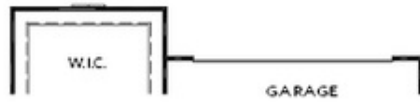
OPT Tub/Shower Combo



OPT Storage



OPT Larger Shower



OPT Larger Owner's Closet

OPTIONS FIRST FLOOR



OPT Bedroom 4 w/ Full Bath 3



OPT 2nd Powder Room

OPTIONS SECOND FLOOR