








-  1,536 Sq Ft
-  2 Beds
-  2 Baths
-  1 Car Garage
-  2.0 Story

- Mews Floorplans with Private Garage and Elevator Access
- One-Level Living
- Owner's Suite and Private Bath with Dual Vanities
- Secondary Bedroom and Full Bath
- Spacious Main Level Layout Ideal for Entertaining

[Read More Online](#)

Available Elevations



Elevation - Building 1600



2ND FLOOR	UNIT 1642	1742	1842
3RD FLOOR	UNIT 1643	1743	1843
4TH FLOOR	UNIT 1644	1744	1844



2ND FLOOR	UNIT 1942		2042		2142
3RD FLOOR	UNIT 1943		2043		2143
4TH FLOOR	UNIT 1944		2044		2144