








-  1,567 Sq Ft
-  2 Beds
-  2 Baths
-  1 Car Garage
-  2.0 Story

- Mews Floorplans with Private Garage and Elevator Access
- One-Level Living
- Owner's Suite and Private Bath with Dual Vanities
- Secondary Bedroom and Full Bath
- Spacious Main Level Layout Ideal for Entertaining

[Read More Online](#)

Available Elevations



Elevation - Building
1600

